



SHOE TYING

Shoe tying is another one of those developmental milestones. Children are ready to begin learning at the age of 5 and usually have this skill mastered by age 6. However, every learner is different and when the traditional method does not work, here are some strategies and resources to make your child independent.


 Two loop method

 2 colored laces

 Cardboard cut out shoe

 Dressing dolls and dressing boards with laces

 Books




 Story telling:

One little bunny poked his ear from the ground.....
here comes the sneaky fox on the bound.....
oh my goodness here comes the hound.....
the fox chases the bunny to the hole in the ground.

 Shoe tying Adventure: X marks the spot

Article "Pirates of the CariBOOTin" - Advance 3-30-09 courtesy of Bethanie Steese

Verbal directions:	Action:
X marks the spot	Cross shoes laces to form an X
Use the key to open the treasure!	Take right hand and grab end of lace on the right side (the "Key") and put under and through the X
Great... Oh NO!! Pirates are coming to take our treasure, HURRY ,close it	Take end of laces and pull tightly on both sides
We better take our treasure to an island for safe keeping. Let's build our island in the middle where it is nice and safe	Make a medium loop with one lace close to the middle of the shoe and pinch with thumb and forefinger
That's a perfect island. But we better walk all the way around to make sure there are no pirates hiding. You know those pirates can be tricky, but if we go nice and slow, we need go around only one time.	Take opposite hand and grab lace to wrap around looped "island", making sure it goes around the thumb
Perfect... the coast is clear!. Time to use your shovel to dig through the island to bury the treasure	Take index finger and poke lace through the hole in order to form the other loop.
The coast is clear. Time to close the treasure tight. Now pirates won't mess with your treasure and long as it is nice and safe. Make sure the lock is tight so the pirates can't get to it. Great job Matie!!	Grab both loops and pull tight... using verbal cues to encourage the child to adjust the treasure chest and make sure the lock (loops) and keys (end of laces) are even and tight.



The Zoo's Shoes Learn to Tie your shoe laces
by Lynn Brunell



Jack's New Shoes by Book Studio
ISBN 9780756629342



Alex Toys One two tie my shoe by Alex



Tie your shoes Rocket Style by Linda Slovic

Evidence Based Research:
Cook, RE, MD Klein & A Tesscer (2008). Adapting Early childhood Curricula for children with special Needs (7th Ed). Upper Saddle River, NJ: Pearson Merrill Prentice Hall.

